

Lecture Notes on the Optimizer's Curse

Yakov Ben-Haim

Yitzhak Moda'i Chair in Technology and Economics

Faculty of Mechanical Engineering

Technion — Israel Institute of Technology

Haifa 32000 Israel

yakov@technion.ac.il

<http://info-gap.com> <http://www.technion.ac.il/yakov>

A Note to the Student: These lecture notes are not a substitute for the thorough study of articles and books. These notes are no more than an aid in following the lectures.

§ Sources:

- Smith, James E. and Robert L. Winkler, 2006, The optimizer's curse: Skepticism and postdecision surprise in decision analysis, *Management Science*, Vol. 52, No. 3, pp.311–322.
- Thaler, Richard H., 1992, *The Winner's Curse: Paradoxes and Anomalies of Economic Life*, Princeton University Press.

Contents

1 Probabilistic Analysis	2
1.1 Formulation	2
1.2 Simple Examples	3
1.2.1 3 Zero-Mean Alternatives	3
1.2.2 n Zero-Mean Alternatives	4
1.2.3 3 Different Alternatives	5
1.3 Distribution of \tilde{v}_i^*	6
1.4 Optimizer's Curse Theorem	8
2 Info-Gap Analysis	9
2.1 Robustness: Formulation	9
2.2 Robustness: Simple Example	10
2.3 Probability of Success and the Proxy Property	11
2.4 Proxy Property: Simple Examples	12
2.4.1 Normal Distribution	12
2.4.2 Uniform Distribution	12
2.5 Standardization and the Proxy Property	14
2.6 Coherence	16
2.7 Coherence and the Proxy Property	18

1 Probabilistic Analysis

1.1 Formulation

§ n **alternatives:** $1, \dots, n$.

- $v_i =$ **Unknown** true value of i th alternative. $v = (v_1, \dots, v_n)^T$.
- $\tilde{v}_i =$ **Known** noisy estimated value of i th alternative. $\tilde{v} = (\tilde{v}_1, \dots, \tilde{v}_n)^T$.

§ **Regret:**

- Choose alternative i , expecting \tilde{v}_i .
- Obtain realized outcome v_i .
- Regret, or disappointment: $\tilde{v}_i - v_i$.
Positive regret if $v_i < \tilde{v}_i$.

§ **Unbiased estimates:**

$$\mathbb{E}(\tilde{v}_i|v) = v_i \quad (1)$$

Thus, for any choice i , the expected regret is zero:

$$\mathbb{E}(\tilde{v}_i - v_i|v) = 0 \quad (2)$$

This is because:

$$\mathbb{E}(\tilde{v}_i|v) = v_i = \mathbb{E}(v_i|v) \quad (3)$$

§ **Outcome optimization:**

$$i^* = \arg \max_i \tilde{v}_i \quad (4)$$

§ **Question:** Is this a good, sensible strategy?

§ **Expect positive regret from \tilde{v}_{i^*} .**

- Example:
 - Suppose $\mathbb{E}(v_i) = \mu$, a constant, for all i .
 - Anticipate $\mathbb{E}(\tilde{v}_{i^*}) > \mu$ since:
 - \tilde{v}_{i^*} is the maximum of n estimates.
 - \tilde{v}_{i^*} will tend to be on upper tail. (Example: best grade of n exams.)
 - Hence $\mathbb{E}(\tilde{v}_{i^*} - v_{i^*}) = \mathbb{E}(\tilde{v}_{i^*}) - \mu > 0$.
- Meaning: On average, estimated outcome optimum:
 - **Is over-estimate.**
 - **Has positive regret.**
- We will explore this more deeply later.

1.2 Simple Examples

§ We consider some simple examples from Smith and Winkler (2006).

1.2.1 3 Zero-Mean Alternatives

§ The true values, v_i , all precisely equal zero. They are not random variables.

§ The estimates, \tilde{v}_i , are all $\mathcal{N}(0, 1)$. See fig. 1.

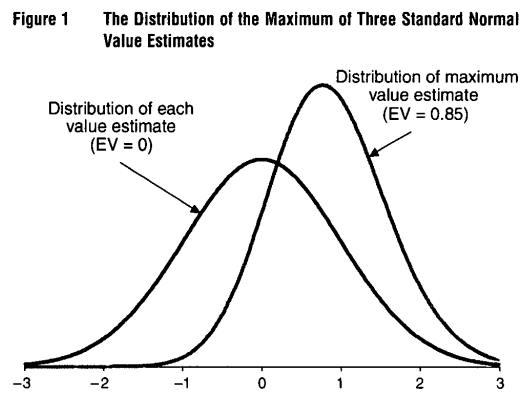


Figure 1: Smith and Winkler (2006), fig. 1.

§ The mean of the distribution of \tilde{v}_{i^*} is 0.85.
(We will understand this more deeply later.)

§ Thus the average regret, $E(\tilde{v}_{i^*} - 0)$, is 0.85.

§ **More generally**, suppose:

- The true values are $v_i = \mu$ for all i . They are not random variables.
- The estimates, \tilde{v}_i , are all $\mathcal{N}(\mu, \sigma^2)$.
- Then $E(v_{i^*}) = \mu + 0.85\sigma$ which is the average regret.

1.2.2 n Zero-Mean Alternatives

§ If:

- $v_i = 0$ for all $i = 1, \dots, n$ (not random variable).
- $\tilde{v}_i \sim \mathcal{N}(0, 1)$ for all $i = 1, \dots, n$.

§ Then the regret increases as n increases. See fig. 2.

This makes sense:

- \tilde{v}_{j^*} is the maximum of n estimates.
- This maximum tends to increase as n increases.

Figure 2 The Distribution of the Maximum of n Standard Normal Value Estimates

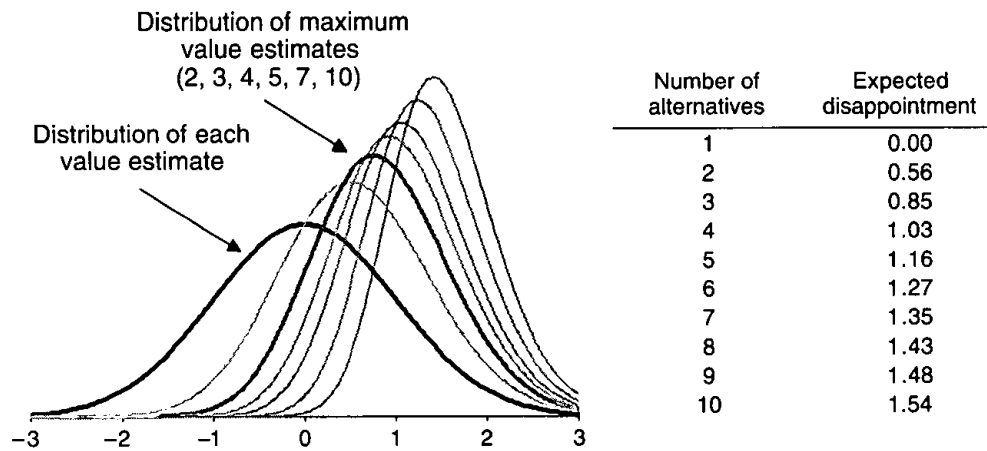


Figure 2: Smith and Winkler (2006), fig. 2.

1.2.3 3 Different Alternatives

§ The true values are $v_i = -\Delta, 0, \Delta$. Not random variables.

§ The estimates are unbiased normal with unit standard deviation: $\tilde{v}_i \sim \mathcal{N}(v_i, 1)$.

§ As the alternatives become more different, we should expect \tilde{v}_{i^*} to become a better bet. See fig. 3.

Figure 3 The Distribution of Maximum Value Estimates with Separation Between Alternatives

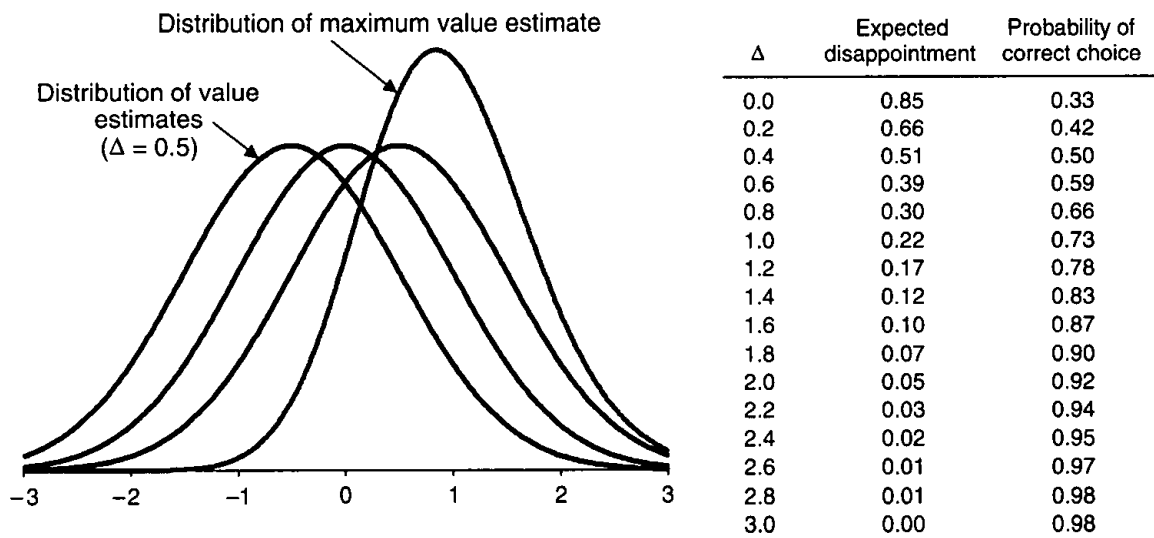


Figure 3: Smith and Winkler (2006), fig. 3.

1.3 Distribution of \tilde{v}_{i^*}

§ In this section we derive and study the distribution of \tilde{v}_{i^*} .

- We will understand why its mean exceeds $E(\tilde{v}_i)$.
- Source: DeGroot, Morris H., 1986, *Probability and Statistics*, 2nd ed., Addison-Wesley, Reading, MA. Section 3.2, pp.182–183.

§ \tilde{v}_i is the estimated value of the i th alternative.

- Its cumulative probability distribution (cpd) is $F_i(v)$.
- All the \tilde{v}_i are statistically independent.

§ $\tilde{v}_{i^*} = \max_i \tilde{v}_i$.

Its cpd is $G(v)$, derived as follows:

$$G(v) = \text{Prob}(\tilde{v}_{i^*} \leq v) \tag{5}$$

$$= \text{Prob}(\tilde{v}_1 \leq v, \dots, \tilde{v}_n \leq v) \tag{6}$$

$$= \prod_{i=1}^n F_i(v) \tag{7}$$

§ If the \tilde{v}_i are i.i.d. with cpd $F(v)$ and pdf $f(v)$ then:

$$G(v) = [F(v)]^n \tag{8}$$

$$g(v) = \frac{\partial G}{\partial v} = n[F(v)]^{n-1}f(v), \quad \text{where } f(v) = \frac{\partial F}{\partial v} \tag{9}$$

§ Now compare $E(\tilde{v}_{i^*})$ and $E(\tilde{v}_i)$ for i.i.d. case:

$$E(\tilde{v}_{i^*}) = \int v g(v) dv \tag{10}$$

$$= \int v n [F(v)]^{n-1} f(v) dv \tag{11}$$

$$E(v_i) = \int v f(v) dv \tag{12}$$

Thus:

$$E(\tilde{v}_{i^*}) - E(v_i) = \int v [g(v) - f(v)] dv = \int v f(v) (n[F(v)]^{n-1} - 1) dv \tag{13}$$

This integral is positive for $n \geq 2$, as we now explain intuitively.

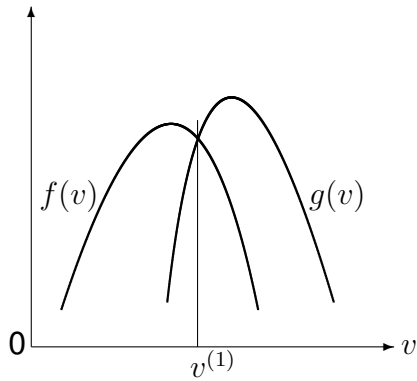


Figure 4: Illustration of y_n .

§ Define $v^{(1)}$ as the value at which: $n[F(v^{(1)})]^{n-1} = 1$. This is also the value at which $f(v) = g(v)$. See fig. 4.

- Hence: $F(v^{(1)}) = (1/n)^{1/(n-1)}$.
- Note that $n[F(v)]^{n-1} \leq 1$ iff $v \leq v^{(1)}$ because $F(v)$ increases monotonically in v .
- Hence, from eq.(9), note that $g(y) \leq f(v)$ for $v \leq v^{(1)}$ as seen in fig. 4.
- Thus, since $g(v)$ is normalized, it is shifted to the right wrt $f(v)$.
- Thus, $E(\tilde{v}_{i^*}) \geq E(\tilde{v}_i)$.

1.4 Optimizer's Curse Theorem

Theorem 1 *The expected regret from the estimated optimal alternative is non-negative.*

Given:

- $\tilde{v} = (\tilde{v}_1, \dots, \tilde{v}_n)^T$ are noisy estimated values of n alternatives. These are random variables.
- The estimates are unbiased: $E(\tilde{v}_i|v) = v_i$.
- $v = (v_1, \dots, v_n)^T$ are true values of n alternatives.
- $i^* = \arg \max_i \tilde{v}_i$ is the index of the most favorable estimate.

Then:

$$E(\tilde{v}_{i^*} - v_{i^*}|v) \geq 0 \quad (14)$$

where the expectation is with respect to \tilde{v} conditioned on v .

Proof. Recall from eq.(4):

$$i^* = \arg \max_i \tilde{v}_i \quad (15)$$

Define $i' = \arg \max_i v_i$. Then:

$$\tilde{v}_{i^*} - v_{i^*} \geq \tilde{v}_{i^*} - v_{i'} \geq \tilde{v}_{i'} - v_{i'} \quad (16)$$

- The left inequality is because $v_{i'} \geq v_{i^*}$.
- The right inequality is because $\tilde{v}_{i^*} \geq \tilde{v}_{i'}$.

Now take expectations of eq.(16) w.r.t. \tilde{v} , conditioned on v :

$$E(\tilde{v}_{i^*} - v_{i^*}|v) \geq E(\tilde{v}_{i^*} - v_{i'}|v) \geq 0 \quad (17)$$

- The 0 on the right is because the estimates are unbiased: $E(\tilde{v}_{i'} - v_{i'}|v) = 0$.
- Eq.(17) implies eq.(14). ■

2 Info-Gap Analysis

§ Related material in “Lecture Notes on Robust-Satisficing Behavior”, section 6: Probability of Success. File: lectures\info-gap-methods\lectures\rsb02.tex.

§ **Question:** Since \tilde{v}_{i^*} is unreliable (it has positive regret), what should we do?

§ **A Potential answer. Bayesian analysis** (Smith and Winkler, 2006):

- Posit prior probability for v , $p(v)$, and conditional probability for \tilde{v} given v , $p(\tilde{v}|v)$.
- Use Bayes' rule to determine posterior probability of v given \tilde{v} : $p(v|\tilde{v})$.
- Choose alternative based on posterior means, $E(v_i|\tilde{v})$:

$$i^* = \arg \max_i E(v_i|\tilde{v}) \quad (18)$$

- Smith and Winkler (2006) show that this solution does not have the optimizer's curse!
- **The problem:** where do you get these pdf's?

§ **A potential answer. Info-gap robust-satisficing:**

- Satisfice the value: $v_i \geq v_c$. (We will find the regret entering later.)
- Maximize the robustness.

§ **A potential answer. Info-gap opportune-windfalling:**

- Windfall the value: $v_i \geq v_w$ where $v_w \gg v_c$.
- Maximize the opportuneness.

§ **We will explore:**

- Robust-satisficing.
- Proxy theorems.

2.1 Robustness: Formulation

§ **Observations:** known noisy estimated values of n alternatives: $\tilde{v} = (\tilde{v}_1, \dots, \tilde{v}_n)^T$.

§ **Uncertainty:**

- Unknown true values of n alternatives: $v = (v_1, \dots, v_n)^T$.
- $\mathcal{V}(h)$ = info-gap model for v . E.g.:

$$\mathcal{V}(h) = \left\{ v : \left| \frac{v_i - \tilde{v}_i}{s_i} \right| \leq h, \forall i \right\}, \quad h \geq 0 \quad (19)$$

Or:

$$\mathcal{V}(h) = \left\{ v : (v - \tilde{v})^T S^{-1} (v - \tilde{v}) \leq h^2 \right\}, \quad h \geq 0 \quad (20)$$

§ **Decision:** r is the decision vector. E.g.:

- A standard unit basis vector, selecting a single alternative.
- An n -vector probability distribution selecting a randomized mix of alternatives.

§ **Performance function.** Value:

$$q(r, v) = r^T v \quad (21)$$

§ **Performance requirement.** Satisfice the value:

$$q(r, v) \geq q_c \quad (22)$$

§ **Robustness:**

$$\hat{h}(r, q_c) = \max \left\{ h : \left(\min_{v \in \mathcal{V}(h)} r^T v \right) \geq q_c \right\} \quad (23)$$

2.2 Robustness: Simple Example

§ We evaluate the robustness, eq.(23), with the info-gap model of eq.(19).

§ Let $\mu(h)$ denote the inner minimum in eq.(23).

- $\mu(h)$ occurs when $r^T v$ is minimal.
- The elements of r are non-negative, so $\mu(h)$ occurs when each v_i is minimal:

$$\mu(h) = \sum_{i=1}^n (\tilde{v}_i - s_i h) r_i \quad (24)$$

$$= r^T \tilde{v} - h r^T s \quad (25)$$

Equating this to q_c and solving for h yields the robustness:

$$\hat{h}(r, q_c) = \frac{r^T \tilde{v} - q_c}{r^T s} \quad (26)$$

or zero if this is negative.

§ **Regret.** The numerator in eq.(26) is a regret:

- $r^T \tilde{v}$: expected outcome.
- q_c : required or critical or least acceptable outcome.
- Positive regret: critical outcome lower than expectation: $r^T \tilde{v} - q_c > 0$.
- **Zero regret has zero robustness.** This is related to the zeroing property.
- **Positive regret has positive robustness.**

This is related to the trade off of robustness vs. performance.

§ **Preference reversal.** It is evident from eq.(26) that robustness curves of different decisions can cross one another.

2.3 Probability of Success and the Proxy Property

1

§ Probability of success:

- Define $q = r^T v$.
- $Q(h)$ = info-gap model for uncertainty in q .
- Requirement: $q \geq q_c$.
- $p(q|r)$ = pdf of q given r . This pdf is **unknown**.
- $P_s(r, q_c)$ = probability of satisfying the requirement with r :

$$P_s(r, q_c) = \text{Prob}(q \geq q_c) = \int_{q_c}^{\infty} p(q|r) dq \quad (27)$$

§ Probabilistic preferences:

$$r_1 \succ_p r_2 \quad \text{if} \quad P_s(r_1, q_c) > P_s(r_2, q_c) \quad (28)$$

§ Robust-satisficing preferences:

$$r_1 \succ_r r_2 \quad \text{if} \quad \hat{h}(r_1, q_c) > \hat{h}(r_2, q_c) \quad (29)$$

§ Proxy Property:

Definition 1 $Q_r(h)$ and $P(q|r)$ have the **proxy property** at decisions r_1 and r_2 and critical value q_c , with performance function $G(r, q)$, if:

$$\hat{h}(r_1, q_c) > \hat{h}(r_2, q_c) \quad \text{if and only if} \quad P_s(r_1, q_c) > P_s(r_2, q_c) \quad (30)$$

- The proxy property is symmetric between robustness and probability of success.
- We are particularly interested in the implication from robustness to probability.
- Thus, when the proxy property holds we will sometimes say that robustness is a proxy for probability of success.
- Sounds like a free lunch!

§ **Proxy theorem:** The proxy property holds if and only if the info-gap model and the probability distribution are “coherent”. We will return to the idea of coherence in section 2.6.

¹Significant overlap between sections 2.3–2.6 here and section 6 in Lecture Notes on Robust-Satisficing Behavior, rsb02.tex.

2.4 Proxy Property: Simple Examples

§ Before discussing coherence we examine simple examples of the proxy property, based on the simple example in section 2.2.

2.4.1 Normal Distribution

§ **Let $q = r^T v$ be normal:**

$$q \sim \mathcal{N} \left[r^T \tilde{v}, (r^T s)^2 c^2 \right] \quad (31)$$

where $c > 0$.

§ **The probability of success, eq.(27), is:**

$$P_s(r, q_c) = \text{Prob}(q \geq q_c) \quad (32)$$

$$= \text{Prob} \left(\frac{q - r^T \tilde{v}}{(r^T s)c} \geq \frac{q_c - r^T \tilde{v}}{(r^T s)c} \right) \quad (33)$$

$$= 1 - \Phi \left(\frac{q_c - r^T \tilde{v}}{(r^T s)c} \right) \quad (34)$$

$$= 1 - \Phi \left(-\frac{\hat{h}(r, q_c)}{c} \right) \quad (35)$$

where eq.(35) results from eq.(26). $\Phi(\cdot)$ is the cdf of the standard normal variable.

§ **Proxy property holds.**

- From eq.(35) we see that $P_s(r, q_c)$ depends on r only through $\hat{h}(r, q_c)$.
- Hence eq.(35) implies eq.(30) and the proxy property holds.
- We only need to know that:
 - q is normal with mean $r^T \tilde{v}$.
 - That $c > 0$. We needn't know the variance.

2.4.2 Uniform Distribution

§ **Define uniform distributions as:**

$$p(y|a, b) = \begin{cases} \frac{1}{b-a} & \text{if } a \leq y \leq b \\ 0 & \text{else} \end{cases} \quad (36)$$

§ **Suppose $q = r^T v$ is uniform, $p(q|a, b)$, where:**

$$a = r^T \tilde{v} - \frac{c}{2} r^T s \quad (37)$$

$$b = r^T \tilde{v} + \frac{c}{2} r^T s \quad (38)$$

where $c > 0$.

§ **Probability of success**, as in eqs.(32) and (33), is:

$$P_s(r, q_c) = \text{Prob}(q \geq q_c) \quad (39)$$

$$= \text{Prob}\left(\frac{q - r^T \tilde{v}}{(r^T s)c} \geq \frac{q_c - r^T \tilde{v}}{(r^T s)c}\right) \quad (40)$$

§ **Define:**

$$z = \frac{q - r^T \tilde{v}}{(r^T s)c} \quad (41)$$

which is uniform, $p(z|a, b)$, with:

$$a = -\frac{c}{2} \quad (42)$$

$$b = \frac{c}{2} \quad (43)$$

§ **Now probability of success** is analogous to eqs.(34) and (35):

$$P_s(r, q_c) = \text{Prob}\left(z \geq \frac{q_c - r^T \tilde{v}}{(r^T s)c}\right) \quad (44)$$

$$= 1 - P\left(\frac{q_c - r^T \tilde{v}}{(r^T s)c} | a, b\right) \quad (45)$$

$$= 1 - P\left(-\frac{\hat{h}(r, q_c)}{c} | a, b\right) \quad (46)$$

where a and b are independent of r , eqs.(42) and (43).

§ **Proxy property holds.**

- From eq.(46) we see that $P_s(r, q_c)$ depends on r only through $\hat{h}(r, q_c)$.
- Hence eq.(46) implies eq.(30) and the proxy property holds.
- We only need to know that:
 - q is uniform with mean $r^T \tilde{v}$.
 - That $c > 0$. We needn't know the variance.

2.5 Standardization and the Proxy Property

§ Probability of survival.

- Option i succeeds (survives) if its value is no less than the critical value:

$$v_i \geq v_c \quad (47)$$

- $F_i(\cdot)$ denotes the cumulative probability distribution function of v_i .
- Probability of success for option i is:

$$P_s(i) = \text{Prob}(v_i \geq v_c) = 1 - F_i(v_c) \quad (48)$$

§ Standardization class of probability distributions:

Definition 2 Let q be a scalar random variable with a pdf that depends on parameters r . The pdf is **standardizable** and $\theta(q, r)$ is a **standardization function** if $\theta(q, r)$ is a scalar function which is strictly increasing and continuous in q at any fixed r and whose pdf is the same for all r .

§ Example:

- $f(q|r)$ is a pdf of a random variable q , where r is a vector of parameters of the pdf.
- $f(q|r)$ is a class of pdfs parametrized by r .
- Mean and variance of q are μ_q and σ_q^2 . E.g. $r = (\mu_q, \sigma_q^2)$.
- Standardized random variable, with pdf $g(\theta)$, is:

$$\theta = (q - \mu_q)/\sigma_q \quad (49)$$

- If $g(\theta)$ is independent of r then this is a standardization class. That is, if all the standardized random variables in the class have the same pdf, then this is a standardization class.

- Standardization classes are quite common:
 - the normal, uniform, and exponential distributions all being examples.
 - The standardized distribution $g(\theta)$ may belong to the standardization class, e.g. normal and uniform, but this is not necessarily true, e.g. the exponential.

¶ Example: exponential distribution:

$$f(q|r) = re^{-rq}, \quad q \geq 0 \quad (50)$$

Moments:

$$\text{E}(q|r) = \sigma(q|r) = \frac{1}{r} \quad (51)$$

Standardized variable:

$$\theta = \frac{q - \text{E}(q|r)}{\sigma(q|r)} = rq - 1 \quad (52)$$

Standardized density by probability balance:

$$q = \frac{\theta + 1}{r}, \quad dq = \frac{1}{r}d\theta \implies g(\theta)d\theta = f(q|r)dq = e^{-rq}rdq = e^{-(\theta+1)}d\theta, \quad \theta \geq -1 \quad (53)$$

Standardized density and cumulative distribution:

$$g(\theta) = e^{-(\theta+1)}, \quad \theta \geq -1, \quad G(\theta) = \int_{-1}^{\theta} g(z) dz = 1 - e^{-(\theta+1)} \quad (54)$$

$g(\theta)$ is a shifted exponential distribution.

¶ **Proxy property: example.**

- Suppose v_i and v_j both belong to the same standardization class.
- Their info-gap model is eq.(19), p.9, and robustness is eq.(26), p.10.
- Their standardization functions are:

$$\theta(v_i) = \frac{v_i - \tilde{v}_i}{cs_i} \quad (55)$$

where $c > 0$.

• $G(\theta)$ = cumulative probability distribution function of the standardized random variables.

- Probability of success for option i is:

$$P_s(i) = \text{Prob}(v_i \geq v_c) = \text{Prob}\left(\frac{v_i - \tilde{v}_i}{cs_i} \geq \frac{v_c - \tilde{v}_i}{cs_i}\right) \quad (56)$$

$$= 1 - G\left(\frac{v_c - \tilde{v}_i}{cs_i}\right) \quad (57)$$

$$= 1 - G\left[-\frac{\hat{h}(i, v_c)}{c}\right] \quad (58)$$

where eq.(58) results from eqs.(57) and (26) if $v_c \leq \tilde{v}_i$.

- We see that:

$$P_s(i) > P_s(j) \quad \text{if and only if} \quad \hat{h}(i, v_c) > \hat{h}(j, v_c) \quad (59)$$

- This example illustrates a general result:

Standardization implies that the proxy property holds.

• In order to calculate $\hat{h}(i, v_c)$ and hence maximize $P_s(i)$ we must be able to standardize the v_i 's, eq.(55).

- This **requires knowing**, for each i :

- \tilde{v}_i = mean.
- cs_i proportional to standard deviation.

- This does not **require knowing**:

- Value of c (actual standard deviations).
- Identify of pdf.

2.6 Coherence

§ Coherence:

- A weak informational-overlap between an info-gap model and a probability distribution.
- Coherence is necessary and sufficient for the proxy property to hold.

§ Scalar uncertainty, q .

- r is the decision vector.
- E.g. $q = r^T v$.
- $\mathcal{Q}_r(h)$ is info-gap model for q .
- $P(q|r)$ and $p(q|r)$ are cumulative prob distribution (cpd) and pdf for q .
- $G(r, q)$ is the performance function. Monotonic in q .
- Define:

$$q^*(h, r) \equiv \max_{q \in \mathcal{Q}_r(h)} q \quad (60)$$

$$q_*(h, r) \equiv \min_{q \in \mathcal{Q}_r(h)} q \quad (61)$$

$$\mu(h) \equiv \min_{q \in \mathcal{Q}_r(h)} G(r, q) \quad (62)$$

- Define inverse of $G(r, q)$, at fixed r , as follows.

If $G(r, q)$ *increases* as q increases:

$$G^{-1}(r, q_c) \equiv \max \{q : G(r, q) \leq q_c\} \quad (63)$$

If $G(r, q)$ *decreases* as q increases:

$$G^{-1}(r, q_c) \equiv \min \{q : G(r, q) \leq q_c\} \quad (64)$$

Definition 3 . $\mathcal{Q}_r(h)$ and $P(q|r)$ are **upper coherent** at decisions r_1 and r_2 and critical value q_c , with performance function $G(r, q)$, if the following two relations hold for $i = 1$ or $i = 2$, and $j = 3 - i$:

$$P[G^{-1}(r_i, q_c)|r_i] > P[G^{-1}(r_j, q_c)|r_j] \quad (65)$$

$$G^{-1}(r_i, q_c) - q^*(h, r_i) > G^{-1}(r_j, q_c) - q^*(h, r_j) \quad (66)$$

for $h = \hat{h}(r_j, q_c)$ and $h = \hat{h}(r_i, q_c)$

$\mathcal{Q}_r(h)$ and $P(q|r)$ are **lower coherent** if eqs.(65) and (66) hold when $q^*(h, r)$ is replaced by $q_*(h, r)$.

- Coherence implies “information overlap” between $\mathcal{Q}_r(h)$ and $P(q|r)$.
- Eq.(65) depends on $P(q|r)$ but not on h or $\mathcal{Q}_r(h)$.
- Eq.(66) depends on h and $\mathcal{Q}_r(h)$ but not on $P(q|r)$.

- Coherence implies that knowledge of one function reveals something about the other.

§ **Example.** Following are coherent with $G(r, q) = q/r$:

$$P(q|r) = 1 - e^{-rq} \quad (67)$$

$$\mathcal{Q}_r(h) = \left\{ q : 0 \leq q \leq \frac{h}{r} \right\}, \quad h \geq 0 \quad (68)$$

- As r increases, $P(q|r)$ and $\mathcal{Q}_r(h)$ both become more highly concentrated.
- Each reveals something about the other. There is some “coherence” between them.

§ **Example.** Following are **not** coherent with $G(r, q) = q/r$: Exponential distribution, eq.(67), and:

$$\mathcal{Q}_r(h) = \{q : 0 \leq q \leq rh\}, \quad h \geq 0 \quad (69)$$

- As r increases, $P(q|r)$ becomes more highly focussed while $\mathcal{Q}_r(h)$ becomes more dispersed.

2.7 Coherence and the Proxy Property

§ We now state and discuss an important theorem:

coherence is necessary and sufficient for the proxy property to hold.

Definition 4 An info-gap model, $\mathcal{Q}_r(h)$, **expands upward continuously** at h if, for any $\varepsilon > 0$, there is a $\delta > 0$ such that:

$$|q^*(h', r) - q^*(h, r)| < \varepsilon \quad \text{if} \quad |h' - h| < \delta \quad (70)$$

Continuous downward expansion is defined similarly with $q_*(\cdot)$ instead of $q^*(\cdot)$.

We can now state a proposition.²

Proposition 1 Info-gap robustness to an uncertain scalar variable, with a loss function which is monotonic in the uncertain variable, is a proxy for probability of survival if and only if the info-gap model $\mathcal{Q}_r(h)$ and the probability distribution $P(q|r)$ are coherent.

Given:

- At any fixed decision r , the performance function, $G(r, q)$, is monotonic (though not necessarily strictly monotonic) in the scalar q .
- $\mathcal{Q}_r(h)$ is an info-gap model with the property of nesting.
- r_1 and r_2 are decisions with positive, finite robustnesses at critical value q_c .
- $\mathcal{Q}_r(h)$ is continuously upward (downward) expanding at $\hat{h}(r_1, q_c)$ and at $\hat{h}(r_2, q_c)$ if $G(r, q)$ increases (decreases) with increasing q .

Then: The **proxy property** holds for $\mathcal{Q}_r(h)$ and $P(q|r)$ at r_1, r_2 and q_c with performance function $G(r, q)$.

If and only if: $\mathcal{Q}_r(h)$ and $P(q|r)$ are **upper (lower) coherent** at r_1, r_2 and q_c with performance function $G(r, q)$ which increases (decreases) in q .

²Yakov Ben-Haim, 2012, Robust satisficing and the probability of survival, *International Journal of System Science*, appearing on-line 9 May 2012. Link at: <http://info-gap.com/content.php?id=11>